

Navigating iQIES for Hospice

*Smooth Sailing for Setup,
Submissions & Reports*

AUG 26, 2025 | 2 PM CT

FREE WEBINAR



HOSPICE

simple.
a Netsmart solution

 **Netsmart**

MEET YOUR CREW



**JOSH
MILLER**

Client Success Director —
Simple



**SAM
PATE**

Senior Client Development
Representative — Simple

HOSPICE

simple.
a Netsmart solution

 **Netsmart**

HIS to HOPE Crosswalk

Understand what's changing this October



HIS to HOPE Crosswalk									
VERSION 2.0 JUNE 2025									
Legend: Removed or replaced New Expanded Item used for Hospice Quality Reporting Program (HQRP)									
Item	Description	HIS Admit	HIS DC	HOPE Admit	HOPE HUV	HOPE DC	Comment	HQRP Item	
Section A Administrative Information									
A0050	Type of Record	✓	✓	✓	✓	✓			
A0100	Facility Provider Number	✓	✓	✓	✓	✓			
A0205	Site of Service at Admission	✓					Item replaced with A0215		
A0215	Site of Service at Admission			✓			Option 06. Added GIP for clarity. Option 09. Added RHC in hospice facility.		
A0220	Admission Date	✓	✓	✓	✓	✓			
A0245	Date Initial Nursing Assessment Initiated	✓					Item deleted		
A0250	Reason for Record	✓	✓	✓	✓	✓	Expanded to include HUV.		
A0270	Discharge Date		✓			✓			
A0500	Legal Name of Patient	✓	✓	✓	✓	✓			
A0550	Patient Zip Code	✓	✓	✓	✓				
A0600	Social Security and Medicare Numbers	✓	✓	✓	✓	✓			
A0700	Medicaid Number	✓	✓	✓	✓	✓	Not intended to identify payer		
A0800	Gender	✓	✓				Item replaced with A0810		
A0810	Sex			✓	✓	✓	New Item		
A0900	Birthdate	✓	✓	✓	✓	✓			
A1000	Race/Ethnicity	✓					Item replaced with SPADES A1005 and A1010		
A1005	Ethnicity			✓			New Item		
A1010	Race			✓			New Item		
A1110	Language			✓			New SPADE		
A1400	Payer Information	✓			✓				
A1802	Admitted From	✓					Item replaced with A1805		
A1805	Admitted From			✓			Options align with data elements in LTCH SNF and IRF settings.		
A1905	Living Arrangements			✓			New Item		
A1910	Availability of Assistance			✓			New Item		
A2115	Reason for Discharge		✓			✓			
Section F Preferences									
F2000	CPR Preference	✓		✓					
F2100	Other Life Sustaining Treatment	✓		✓					
F2200	Hospitalization Preference	✓		✓					
F3000	Spiritual/Existential Concerns	✓		✓					
This document contains confidential and proprietary information. It may not be reproduced or transmitted in any form without the express written consent of Netsmart Technologies, Inc.									
Netsmart McBee, part of Netsmart Simple, a Netsmart solution									
ntst.com McBeeAssociates.com Simple.health									

- Free to use, download & print
- Great education & quick reference tool
- Click on the image to download from the PDF slides or scan the QR code:



Scan to open/download the
HIS to HOPE Crosswalk

What is iQIES & why does it matter?



What is iQIES (Internet Quality Improvement & Evaluation System)?

- iQIES is an internet-based system that will be used for all submissions and communications to and from CMS starting on 10/1/2025
- This includes HOPE submissions, surveys, and certifications

The official iQIES manuals from CMS can be found by visiting:

<https://qtso.cms.gov/software/iqies/reference-manuals>

Simple's background with iQIES in skilled nursing and home health:
Over 8,500 providers use Simple to submit to CMS via iQIES

What is iQIES & why does it matter?



Why the change?

Increased Federal Security Mandates

- Remote Identify Proofing
- Secure identity management provided by CMS through HARP

CMS wants to know who is accessing PHI information

- CMS wants to know what PHI they are accessing and who will be the Provider Security Official (PSO) at your organization

iQIES Registration Update from CMS



Posted by CMS on Aug 18: <https://qtso.cms.gov/news-and-updates/what-expect-hope-assessment-submission-and-reporting-launch-iqies>

Provider Security Officials (PSOs) Need to Register for an iQIES Account

- Please note that failure to obtain access to iQIES prior to October 1, 2025, will impact your ability to submit HOPE records once the launch is complete. At this time, we are registering **PSOs**.
- For information and instructions to register for an PSO iQIES account, please visit: <https://qtso.cms.gov/news-and-updates/iqies-hope-assessment-submission-and-reporting-launch-and-provider-security>.

Registration is now available for Hospice CCNs (provider locations)


Note about CASPER reports and QIES



- ◎ **Per CMS:** Following the 10/01/2025 migration into iQIES, users **will continue** to access some reports or files in CASPER, including the following:
 - Hospice Review and Correct Report
 - Hospice-Level Quality Measure Report
 - Hospice Patient-Level Quality Measure Report
 - Hospice Provider Preview Reports (November 2025 and February 2026 reports)
 - Hospice CAHPs Provider Preview Reports (November 2025 and February 2026 reports)
 - FY2026 Non-compliance Notification Letter
- ◎ ***NOTE:** CMS plans a phased migration of the Quality Measure (QM) reports from CASPER into iQIES beginning in February 2026. CMS will send additional information to users in early 2026 with those details.

Posted by CMS on Aug 18: <https://qtso.cms.gov/news-and-updates/what-expect-hope-assessment-submission-and-reporting-launch-iqies>

iQIES Registration Process



HOSPICE

simple.
a Netsmart solution

 **Netsmart**

iQIES Registration

Setting up iQIES access is a two-step process



Create an Account
HCQIS Access Roles and Profile

1 Profile Information 2 Account Information 3 Remote Proofing 4 Confirmation

Profile Information

Enter your profile information for identity proofing. HARP uses Experian to help verify your identity. Already called Experian? Enter Reference Number

Want to retry a previously failed registration attempt? [Retry Remote Proofing](#)

All fields marked with an asterisk (*) are required.

Legal First Name *

Legal Last Name *

Middle Name

Date of Birth *

Email Address *

Confirm Email Address *

Personal Phone Number

Is your address in the United States? * ☒ Yes ☐ No

Home Address Line 1 *

Home Address Line 2

City *

State *

Zip Code *

Zip Code Extension

Social Security Number *

Don't want to enter your SSN? [Initiate Manual Proofing](#)

By registering for HARP, you agree to the [Terms & Conditions](#)

Next ->

STEP 1 – (HARP)

- Register for a HARP account:
<https://harp.cms.gov/register>
- Setup MFA (Multi-Factor Authentication)
- Complete the Identity Proofing

iQIES Registration

Setting up iQIES access is a two-step process



iQIES Assessments Reports

Home / My Profile / Access Request Form

STEP 3
Add Organizations

Add providers for the Provider Security Official role by entering their CCN or Facility ID.

Search By: CCN Search for: Add

Select whether to search by CCN or Facility ID

Provider	Provider Type	CCN	Facility ID
----------	---------------	-----	-------------

Submit Request Previous

STEP 2 – (iQIES)

- Log into iQIES using your HARP credentials
- Search by CCN and select the Providers you need access to in the system
- **NOTE:** Home Health (OASIS Submitters) may already have HARP

Simple: Navigate iQIES with ease



- iQIES access can be time-consuming and requires a complex security verification process
- **Simple offers a tool for managing HOPE submissions & reports *without going into iQIES***
 - Secure/verified CMS vendor - Create new users in seconds
 - Simple will request access as an Assessment Submitter (Third-Party)
- We recommend maintaining PSO ownership at the agency/corporate level
 - Consider turnover. Have back up plan.
- 60 Day timeout and access removal policy
 - Set reminder to login to HARP/iQIES at least once every 60 days



A third-party tool like Simple can be very helpful during major regulatory updates like this

HOPE Submissions

Historically, there have been **two paths** for data submission...



PATH 1

Complete assessment and create submission file within the Third-Party Software (EHR)

1. Create file (batch) and submit via the EHR or other submission tool

- OR -

2. Create file (batch), download and then manually upload to CMS portal for submission

PATH 2

Generate submission file on CMS website using the HART tool and submit to CMS

Previously this has been an option for HIS data, but CMS is not continuing HART for HOPE data

For agencies using HART, a new solution will be needed for HOPE submissions


***Regardless of how you submit HIS data, every agency needs **at least one** HARP account / PSO user for HOPE

POLL | HARP ACCESS

Do you have a HARP account today?

If so – you won't need to create a new account for HOPE

- Yes – I have HARP access today
- No – I'll need to create an account for HOPE
- What's HARP?




HOSPICE

simple.
a Netsmart solution

 **Netsmart**

Preparing for iQIES

Important considerations & potential risks



HOSPICE

simple.
a Netsmart solution

 **Netsmart**

HOPE submissions

How do I prepare for iQIES?



HARP/iQIES account setup for Provider Security Officials (PSOs) is officially open

- Account creation for other user types will be available later once announced by CMS
- **Every provider needs at least one PSO account in iQIES**

Check here for monthly updates from CMS on QIES/iQIES:

[News & Updates | QIES Technical Support Office](#)

HOPE submissions begin in iQIES on 10/1/25

HOPE submissions

How do I prepare for iQIES?



Potential Risks



Turnover Issues

- Selection of PSO (Provider Security Official) is important
 - Corporate Level vs Location Level (or both)
- Consider having more than 1 PSO for each location



CHOW (Change of Ownership)

- Have a well-defined plan (Old Owners access → New Owners access)
- Establish access on or before effective date

HOPE submissions

How do I prepare for iQIES?



Managing Access – Provider Security Official (PSO)

Internal Users & Roles

Vendor Users & Roles

Ex: Third Party Submitter

Vendor Access Advantages

Ex: Report Access

Vendor Turnover Management

**Work with vendors to ensure
proper replacements**

Same as internal turnover


iQIES Resources & Training from CMS



- ① [Creating a HARP Account Training Videos](#)
- ① [iQIES Reference and Manuals Page](#)
- ① [iQIES Training Videos Page](#)
- ① [iQIES News & Updates Page](#)

HIS to HOPE Transition

Planning for submission deadlines



HOSPICE

simple.
a Netsmart solution

 **Netsmart**

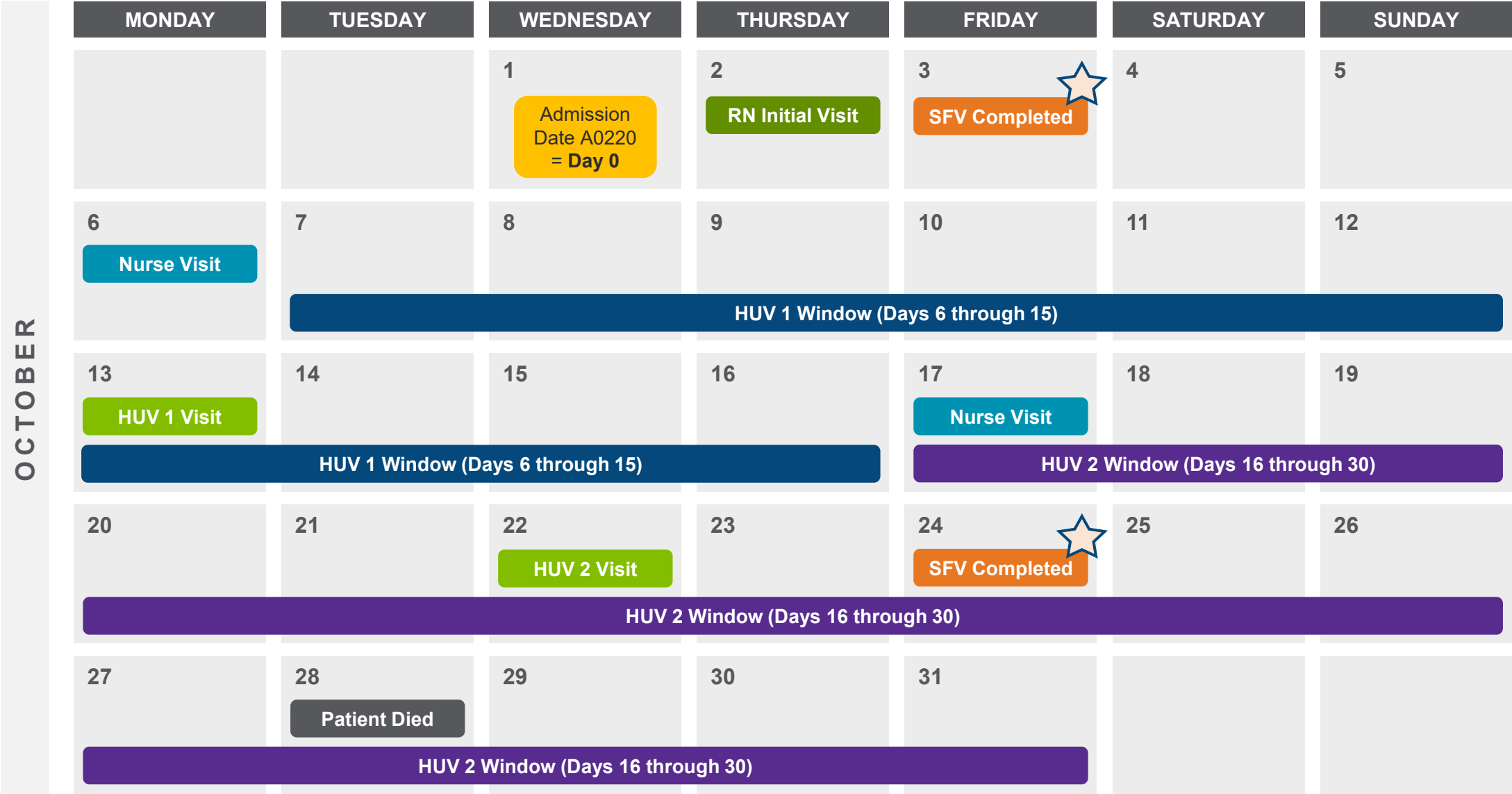
HOPE Timepoints & Timelines

HOPE Timepoint	Date	Assessment Timeframe	Record Completion Goal	Record Submission Deadline
Admission	Admission Date A0220	Within 5 days of admission	No later than the Admission Date A0220 + 14 days	No later than the Admission Date A0220 + 30 days
HUV1	HUV1 Date Z0350	On or btw day 6 and 15	No later than the HUV1 Date Z0350 + 14 days	No later than the HUV1 Date Z0350 + 30 days
HUV2	HUV2 Date Z0350	On or btw day 16 and 30	No later than the HUV2 Date Z0350 + 14 days	No later than the HUV2 Date Z0350 + 30 days
Discharge Assessment	Discharge Date A0270	At the time of discharge	No later than DC Date A0270 + 7 days	No later than DC Date A0270 + 30 days

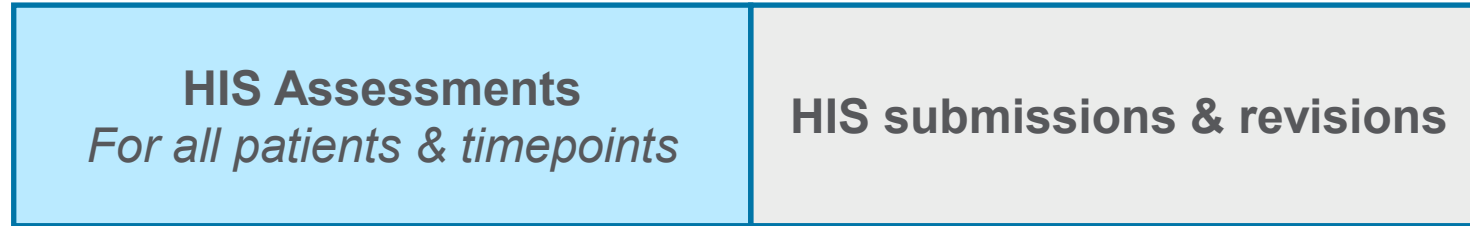
Symptom Follow-up Visit (SFV) can be triggered on ADM, HUV 1 or 2:

- SFV is triggered as a follow-up for any pain or non-pain symptom impact rated as moderate or severe on J2051
- SFV requires: an **in-person visit**, within 2 calendar days (can be on the same day as ADM or HUV)
- ****SFV is a separate visit from the ADM or HUV – imbedded in the assessment – NOT A SEPARATE TIMEPOINT**
- SFVs items may be completed by either an RN or LPN/LVN

Example HOPE Calendar – Admission, HUVs & SFVs



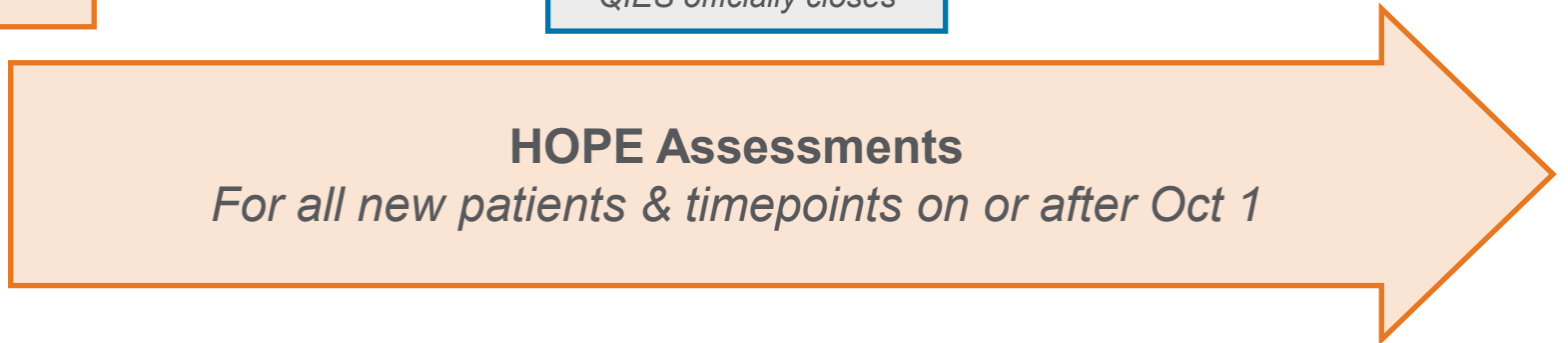
HIS to HOPE Transition Timeline



TODAY

OCT 1

FEB 15, 2026
QIES officially closes



If a patient is an admitted on the HIS prior to Oct 1, the only HOPE timepoint required is the HOPE-Discharge

Example Sep/Oct Calendar with HIS & HOPE Submissions

	MONDAY	TUESDAY	WEDNESDAY	THURSDAY	FRIDAY	SATURDAY	SUNDAY
SEPTEMBER	22	23	24 Patient A: HIS Admission	25	26	27	28
	29	30	1	2	3 Patient B: HOPE Admission	4	5
OCTOBER	6	7 HIS Submitted - QIES -	8 HOPE Submitted - iQIES -	9 Patient A: HOPE Discharge	10	11	12
	13 Patient B: HUV 1 Visit	14	15	16	17 HOPE Submitted - iQIES - HUV Submitted - iQIES -	18	19

HIS to HOPE Transition Timeline



- HIS and HOPE assessments will remain separate in QIES and iQIES (they can't be uploaded or submitted in the same batch)
 - HIS data will always be submitted through QIES
 - HOPE data will always be submitted through iQIES
 - *Simple can support both types of submissions through this transition*
- If a patient is admitted on the HIS prior to Oct 1, **the only HOPE timepoint required is the HOPE-Discharge**
 - The HIS admission data is still submitted after Oct 1 through QIES
- Unless you use a submission tool like Simple – plan on managing both QIES and iQIES platforms to ensure all data stays compliant and is submitted on time
 - Simple will keep both HIS and HOPE files organized in a single place for QA/submission

SimpleConnect™ for Hospice

One simple solution to scrub & submit HIS/HOPE files...

No matter which EHR/EMR you use.

Scrub & submit HIS & HOPE
without logging into QIES/iQIES

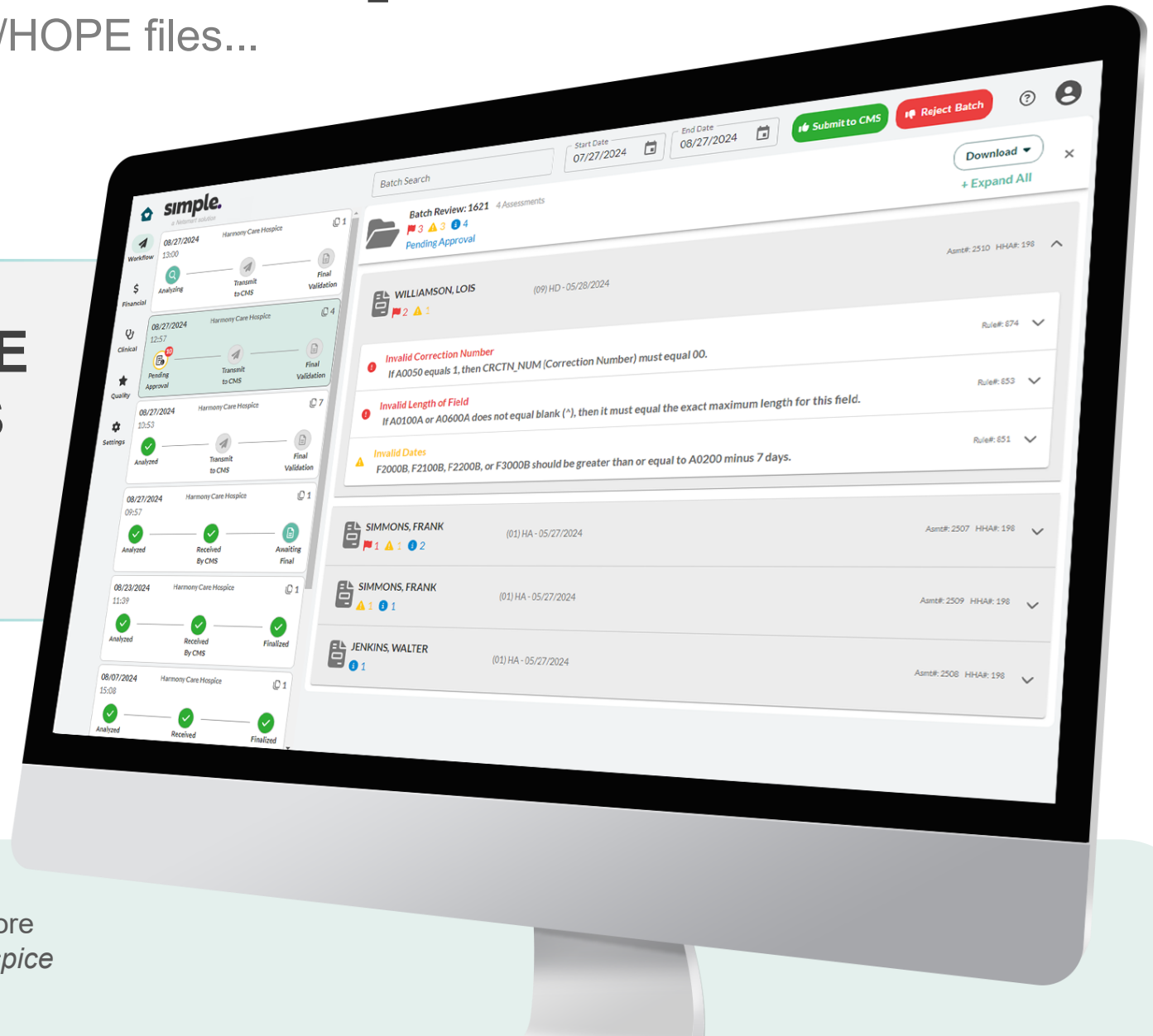
- + Identify fatal errors before submission
- + Automatically retrieve final validations

TRUSTED BY 8,500+ POST-ACUTE PROVIDERS

simple.
a Netsmart solution



Scan the code to learn more
or visit Simple.Health/Hospice



Retirement of HART (Hospice Abstraction Reporting Tool)

How to plan for HOPE compliance



HOSPICE

simple.
a Netsmart solution

 **Netsmart**

HART is going away... but you have options



- “[CMS] will no longer provide a free tool for standardized data collection. Beginning October 1, 2025, hospices will need to select a private vendor to collect and submit HOPE data to CMS.”
[FY 2025 Final Rule \(8/6/2024\)](#)
- If you use HART for creation of HIS files today OR if your EHR/EMR isn’t ready for HOPE on Oct 1... **you will need a new method of creating electronic files for HOPE submission**
 - Not being able to submit HOPE to CMS can jeopardize reimbursement due to late/missed submissions
- Simple for HART™ is a fillable HOPE form
 - Fill in HOPE assessment fields using on documentation → then Simple converts that information into a file **that meets the required CMS specifications for submission**
- **Ensure compliance with this CMS mandate through the HOPE transition**

Simple for HART™

Create & submit HOPE-compliant assessments



The screenshot shows the 'Create Assessment' interface. On the left is a sidebar with icons and labels for 'Workflow', 'Financial', 'Clinical', 'Quality', and 'Settings'. The main area has a header with the 'simple.' logo, 'Hospice SimpleConnect' logo, and the title 'Create Assessment'. Below the header are three sections: 'Select Hope Version' with a dropdown menu showing '1.00', 'Select Agency' with a dropdown menu showing 'Mountain Hope Hospice', and 'Select Assessment Type' with four buttons: 'Admission' (person with plus icon), 'HOPE Update Visit' (person with pencil icon), 'Discharge' (person with minus icon), and 'Inactivation' (person with slash icon). In the top right corner of the main area are a help icon (question mark) and a user profile icon.

Simple for HART™

Identify CMS fatal errors **before** submission

The screenshot shows the 'Simple for HART' web application interface. On the left is a sidebar with a 'Workflow' menu containing icons for Financial, Clinical, Quality, and Settings. Below the menu is a 'Sections' list with buttons for Section A (Admission Information), Section F (Preferences), Section I (Active Diagnoses, which is highlighted), Section J (Health Conditions), Section M (Skin Conditions), Section N (Medications), and Section Z (Signature). The main content area has a top header with 'simple.' and 'Hospice SimpleConnect' logos, and 'Save' and 'Back' buttons. Below this is a dark teal header for 'Section F: Preferences'. The main section is 'Section I: Active Diagnoses', which contains a dropdown menu for 'I0010: Principal Diagnosis'. Below this are several sections for 'Comorbidities and Co-existing Conditions': 'Cancer' (with checkbox I0100), 'Heart/Circulation' (with checkboxes I0600, I0900, and I0950), 'Gastrointestinal' (with checkbox I1101), 'Genitourinary' (with checkbox I1510), and 'Infections'. A vertical scrollbar is on the right side of the main content area.

Simple for HART™

Save assessments in progress



Track submissions and final validations – be better prepared for audits

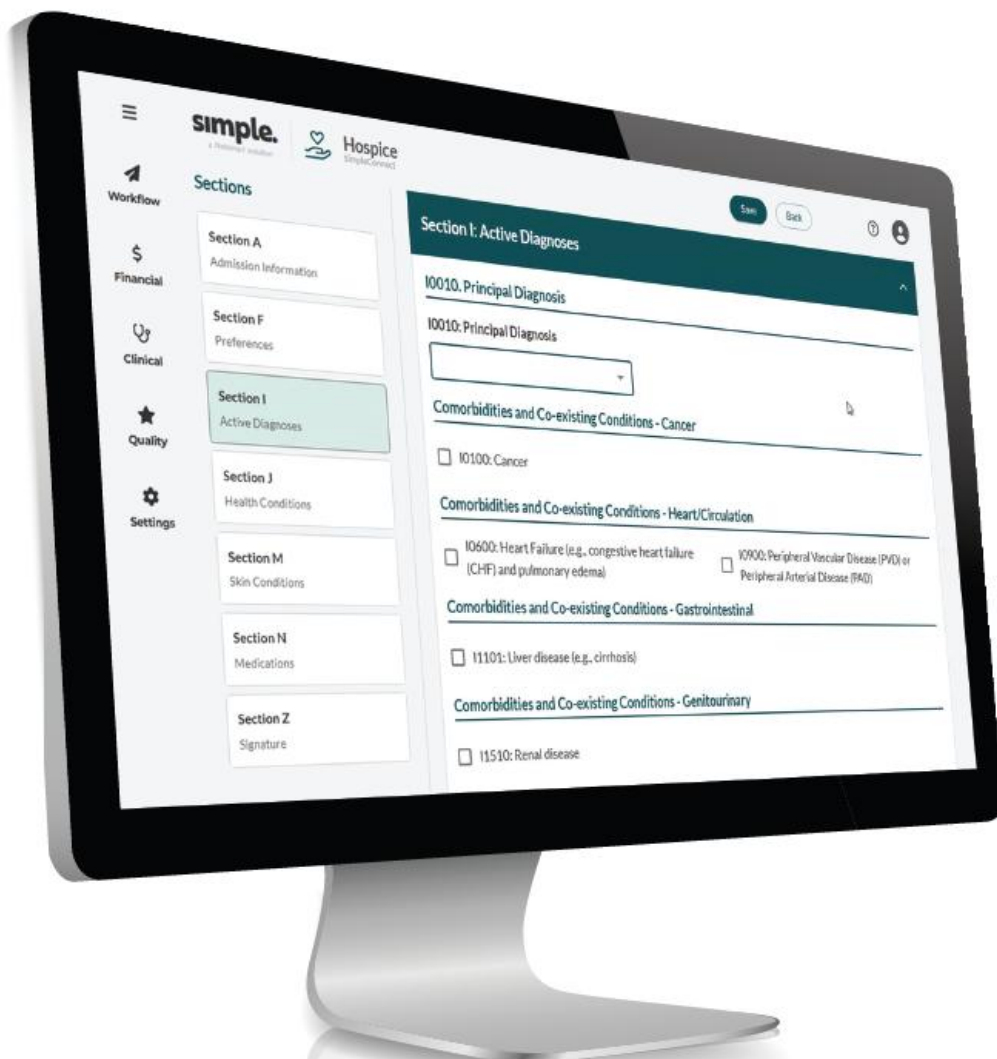
HART IS RETIRING — BE SURE YOU'RE COMPLIANT

simple.
a Netsmart solution

Simple for HART™

Create & submit
HOPE-compliant
assessments
— in one tool

Enter your HOPE assessments, submit
to CMS/iQIES via Simple, done! Full
Oct. 1 compliance — no HART required.



HIS to HOPE Crosswalk

Understand what's changing this October



HIS to HOPE Crosswalk									
VERSION 2.0 JUNE 2025									
Removed or replaced New Expanded Item used for Hospice Quality Reporting Program (HQRP)									
Item	Description	HIS Admit	HIS DC	HOPE Admit	HOPE HUV	HOPE DC	Comment	HQRP Item	
Section A Administrative Information									
A0050	Type of Record	✓	✓	✓	✓	✓			
A0100	Facility Provider Number	✓	✓	✓	✓	✓			
A0205	Site of Service at Admission	✓					Item replaced with A0215		
A0215	Site of Service at Admission			✓			Option 06. Added GIP for clarity. Option 09. Added RHC in hospice facility.		
A0220	Admission Date	✓	✓	✓	✓	✓			
A0245	Date Initial Nursing Assessment Initiated	✓					Item deleted		
A0250	Reason for Record	✓	✓	✓	✓	✓	Expanded to include HUV.		
A0270	Discharge Date		✓			✓			
A0500	Legal Name of Patient	✓	✓	✓	✓	✓			
A0550	Patient Zip Code	✓	✓	✓	✓				
A0600	Social Security and Medicare Numbers	✓	✓	✓	✓	✓			
A0700	Medicaid Number	✓	✓	✓	✓	✓	Not intended to identify payer		
A0800	Gender	✓	✓				Item replaced with A0810		
A0810	Sex			✓	✓	✓	New Item		
A0900	Birthdate	✓	✓	✓	✓	✓			
A1000	Race/Ethnicity	✓					Item replaced with SPADES A1005 and A1010		
A1005	Ethnicity			✓			New Item		
A1010	Race			✓			New Item		
A1110	Language			✓			New SPADE		
A1400	Payer Information	✓			✓				
A1802	Admitted From	✓					Item replaced with A1805		
A1805	Admitted From			✓			Options align with data elements in LTCH SNF and IRF settings.		
A1905	Living Arrangements			✓			New Item		
A1910	Availability of Assistance			✓			New Item		
A2115	Reason for Discharge		✓			✓			
Section F Preferences									
F2000	CPR Preference	✓		✓					
F2100	Other Life Sustaining Treatment	✓		✓					
F2200	Hospitalization Preference	✓		✓					
F3000	Spiritual/Existential Concerns	✓		✓					
This document contains confidential and proprietary information. It may not be reproduced or transmitted in any form without the express written consent of Netsmart Technologies, Inc.									
Netsmart ntst.com McBee, part of Netsmart McBeeAssociates.com Simple, a Netsmart solution Simple health									
20500	Signature of Person Verifying Record Completion	✓	✓	✓	✓	✓			
Netsmart ntst.com McBee, part of Netsmart McBeeAssociates.com Simple, a Netsmart solution Simple health									
This document contains confidential and proprietary information. It may not be reproduced or transmitted in any form without the express written consent of Netsmart Technologies, Inc.									

- Free to use, download & print
- Great education & quick reference tool
- Click on the image to download from the PDF slides or scan the QR code:



Scan to open/download the
HIS to HOPE Crosswalk

QUESTIONS

Recording & slides will be available:
simple.health/blog



HOSPICE

simple.
a Netsmart solution

 **Netsmart**